

APP Operating instructions

1. Install mobile client

Please scan the corresponding two-dimensional code to the corresponding website download APP. (DH-FPV DRONE)



IOS



Android(Google)



Android(Market)

2. Add device

Electrify the equipment, See whether the smartphone is connected to the equipment's WIFI hotspot, If there is no connection, Please manually connect to equipment's WIFI hotspot, No password.



Figure 1

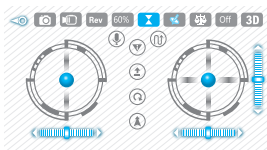


Figure 2




Figure 3

3. Head interface Figure 1, **HELP**、**PLAY**、**REVIEW**

4. Head interface Click **PLAY** to enter video preview interface, Figure 2

5. Function setting Click **REVIEW** to enter the settings interface, Figure 3.

6. File review Click **REVIEW** to review the photos and video records.

7. Operation instructions Click **HELP** to enter the instructions interface, explain every button corresponding's function。Figure 4、Figure 5、Figure 6

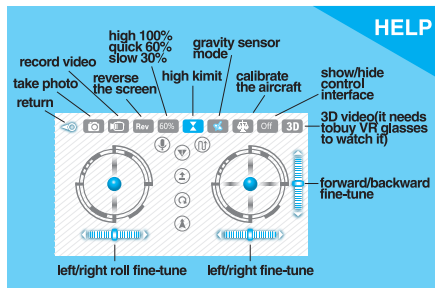


Figure 4

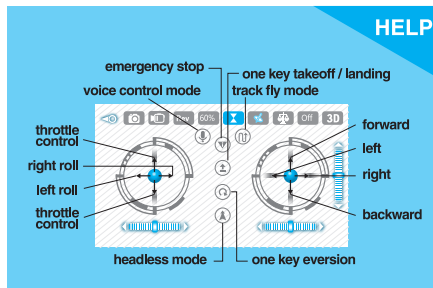


Figure 5

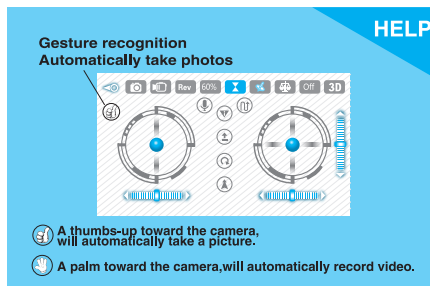


Figure 6