


# EN: RELAXORI – USER MANUAL

## PRODUCT INFORMATION

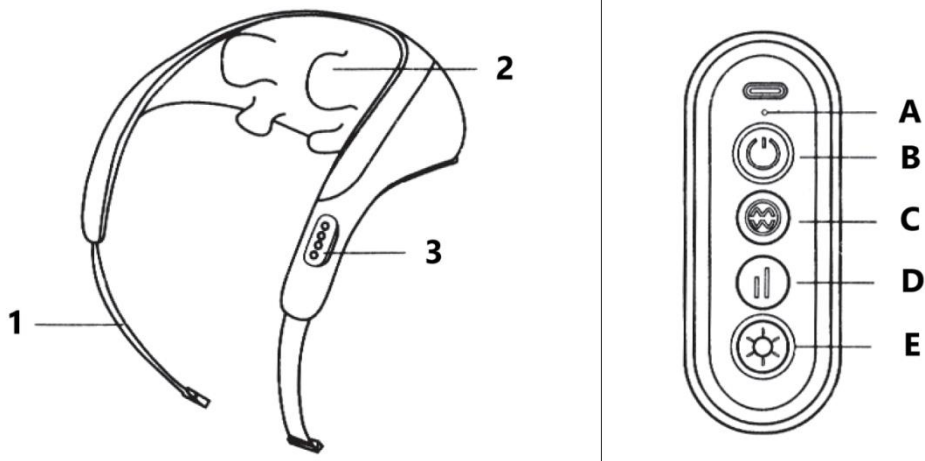
- **Product Name:** RELAXORI
- **Rated Voltage:** 5V
- **Rated Power:** 20W
- **Compliance Standards:** GB4706.1-2005, GB4706.10-2008
- **Country of Origin:** China

## PACKAGE CONTENTS



1. Main Device
2. User Manual
3. Charging Cable

## PRODUCT OVERVIEW & CONTROLS



1. **Handles**
2. **Massage Heads**
3. **Control Panel**

## Control Panel Functions

- Battery Indicator Light**
- Power Button** (Press and hold for 5 seconds to turn ON/OFF)
- Mode Button** (Switch between different massage modes)
- Speed Button** (Adjust massage intensity)
- Heat Button** (Enable/disable heating function)

---

## USAGE INSTRUCTIONS

### Before Use:

1. Ensure that all product components are intact and undamaged.
2. Press and hold the power button for **2 seconds** to turn the device on.

### Selecting a Mode:

- The device starts in **Mode 1** by default.
- Press the **Mode button** to switch between **Mode 1, Mode 2, and Mode 3**.

### Adjusting Speed:

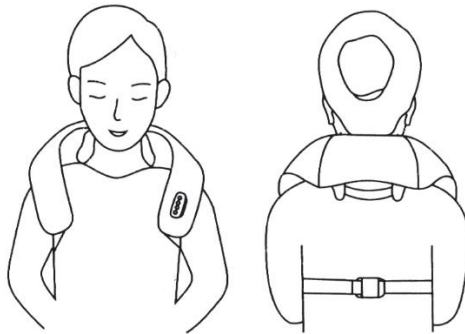
- The default speed is **Level 2** upon startup.
- Press the **Speed button** to cycle through the available levels in this sequence: **Level 1 → Level 2 → Level 1 → Level 1 (repeats)**.

### Using the Heating Function:

- The heating function is **OFF** by default.
- Press the **Heat button** to toggle between **High Heat, Low Heat, and Off** in a cycle.

### Turning Off the Device:

- **Automatic Shutdown:** The device will turn off automatically after **10 minutes** of use.
- **Manual Shutdown:** Press the **Power button** to turn off the device.



---

## CHARGING INSTRUCTIONS

1. **The device cannot be used while charging.**
2. Connect the charging cable to the device's charging port.
3. If the device is turned on while charging, it will **automatically shut down** for safety.
4. **Charging Indicator:**
  - **Flashing white light** – Charging in progress.
  - **Solid white light** – Fully charged.

5. It is normal for the device and power adapter to **heat up slightly** during charging.
  6. Once fully charged, **unplug the charger** from the power source.
- 

## SAFETY WARNINGS & RESTRICTIONS

1. **Read the manual carefully before use.**
  2. **Avoid prolonged use** to prevent muscle discomfort or soreness.
  3. **Do not use while lying down** or in a reclined position.
  4. **Do not use while operating machinery or driving.**
  5. **Do not use** if you have:
    - Recent surgery on the massage area
    - Skin conditions (injuries, redness, inflammation, congestion)
    - Heart disease, acute illness, skin disorders, cancer, bleeding disorders, osteoporosis, soft tissue disorders, or history of stroke
  6. **Do not use** if you experience physical or mental discomfort, have difficulty moving, or have cognitive impairments unless advised by a doctor.
  7. **Not recommended for pregnant or menstruating individuals.** Consult a doctor before use.
  8. **Keep out of reach of children.**
    - **Children under 8 years old** should not use this device.
    - **Children aged 8-12** should use it only under adult supervision.
  9. **Do not puncture or scratch** the device with sharp objects.
  10. **Do not disassemble the device** unless performed by a qualified technician.
- 

## IMPORTANT NOTES

1. **This device is for household use only** and is **not a medical device**. It is not intended for diagnosis, treatment, or commercial use.
  2. **Remove jewelry** or any objects that may interfere with the massage before using the device.
  3. **Discontinue use immediately** and consult a doctor if you experience pain or discomfort.
  4. If the device malfunctions, **turn it off immediately** and contact customer service. **Do not attempt to repair it yourself.**
  5. **The massage area includes a heating function.** Take extra caution if you have **reduced heat sensitivity**.
  6. **Follow safety regulations** when using the device in special environments.
  7. **This device has heated surfaces.** Ensure that individuals who are sensitive to heat use it with caution.
  8. **This device is not intended for use by individuals with physical, sensory, or cognitive impairments unless supervised by a responsible adult.**
  9. **Do not allow children to play** with this device.
-

## IMPORTANT SAFETY INFORMATION

### Frequency of Use

1. Use as needed, with a recommended session time of **15 minutes per use**. Allow for adequate rest between sessions.
2. **Overuse may cause physical discomfort or skin irritation.**
3. **For first-time users**, observe your physical response and skin condition. Consider reducing usage time initially.

### Before Use

1. **Adopt a comfortable position and relax your body completely** before starting the massage.
2. If you experience **pain or discomfort, stop using the massager immediately** and seek medical attention.

### After Use

- It is **normal for the massaged area to appear red and feel warm** after extended use. This is typically accompanied by a feeling of relaxation.

### Product Cleaning

- To clean the exterior, **wipe the surface with a soft towel dampened with water or 75% alcohol.**
- **Do not rinse the device with water** to prevent damage.

---

## TROUBLESHOOTING

If the device stops working or functions abnormally, check the following before contacting technical support. If the issue persists, **turn off the device and seek professional assistance. Do not attempt to disassemble the product yourself!**

### Common Issues & Solutions

Issue	Possible Cause	Solution
Device does not turn on	Low battery	Fully charge the device before use.
Device operates slowly or weakly	Low battery	Fully charge the device before use.
Heating function does not work	Heat function is turned off	Enable the heat function and ensure the device is charged.

---

## BATTERY REMOVAL & DISPOSAL

**⚠ Battery removal should only be performed when necessary for disposal.**

1. **Turn off the device** and remove the cover.

2. **Disconnect all wires** connected to the battery.
  3. **Carefully remove the battery** from the compartment.
  4. **Dispose of the battery at a certified recycling facility.**
  5. **Follow local environmental regulations** for battery disposal to protect the environment.
- 

## PRODUCT CARE & MAINTENANCE

### Storage

- If stored for more than **3 months**, **recharge the device** before use.
- **Do not store the device near floors, walls, or ceilings** to prevent damage.
- Store in a **well-ventilated area**, away from **direct sunlight** and **corrosive substances**.

### Transportation

- The product is **equipped with basic anti-vibration protection**.
- Suitable for **air, rail, road, and sea transportation**.
- Avoid **significant shaking, dropping, exposure to rain, snow, or direct sunlight**.

### Power Safety

- **Verify the power supply voltage** before use.
- **Do not use the device if the voltage exceeds the specified range.**
- **Use only the provided charging cable** or a compatible standard charging cord.

### Maintenance

- Protect the device from **moisture, rodents, and contamination**.
  - **Keep the device away from water, fire, and corrosive substances.**
  - **Only clean the device when it is powered off.**
  - Store the device in a **safe location** and **do not place heavy objects on it**.
  - **For technical issues, contact professional service. Do not attempt self-repairs.**
- 

## INSTRUCTIONS FOR RECYCLING AND DISPOSAL:



This label means that the product cannot be disposed of as other household waste throughout the EU. To prevent potential damage to the environment or human health from uncontrolled waste disposal. Recycle responsibly to promote the sustainable use of material resources. If you want to return a used device, use the drop-off and collection system, or contact the retailer from whom you bought the product. The retailer can accept the product for environmentally safe recycling.



A declaration by the manufacturer that the product complies with the requirements of the applicable EU Directives.