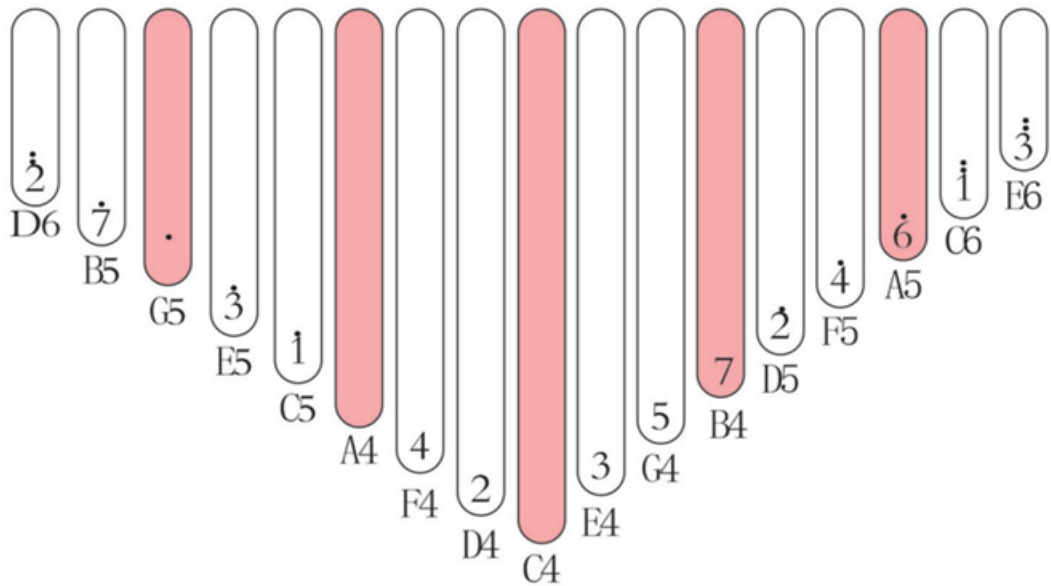
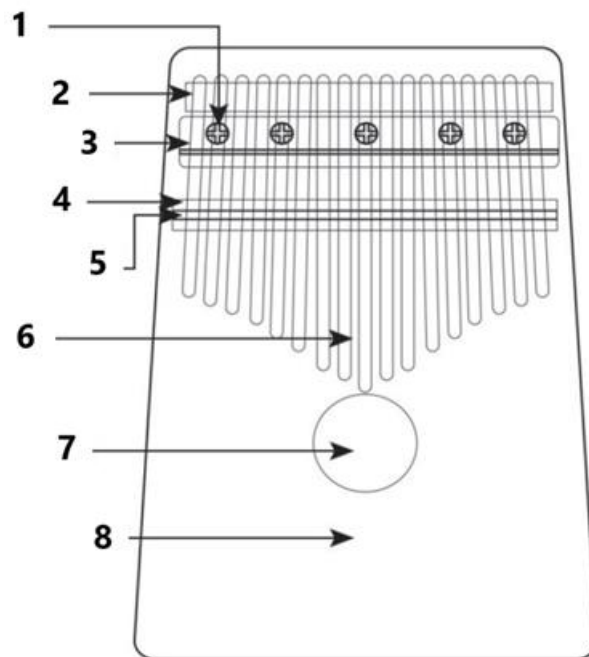


HR: MELODIKO – KORISNIČKI PRIRUČNIK

17-TIPKA KALIMBA SKALA



UPOZNAVANJE VAŠE KALIMBE



1. Vijak
2. Gornji most
3. Rezonantna letva
4. Donji most
5. Cilindrična rezonantna matica
6. Tipka
7. Izlaz zvuka
8. Šuplje tijelo

UPUTE ZA NJEGU

- Kada ne koristite kalimbu, pohranite je u originalnu kutiju ili torbu kako bi bila zaštićena.
- Izbjegavajte postavljanje instrumenta u vlažna okruženja, jer vlaga može uzrokovati hrđanje i negativno utjecati na njegovu funkcionalnost.

KAKO POPRAVITI ZUJANJE

- Ako jedna ili dvije tipke zuje, to može utjecati na performanse kalimbe. To je uobičajen problem koji se može lako popraviti blagim pomicanjem tipki ulijevo ili udesno.
- Ako problem i dalje postoji, stavite mali komad papira između zujeće tipke i mosta kako biste uklonili zvuk.



ŠTIMANJE

- Ako je potrebno štimanje za točan ton, obavezno naštimajte tipke prije korištenja instrumenta. Možete koristiti aplikaciju za štimanje na mobilnom uređaju.
 - **Android aplikacija:** gStrings
 - **Apple aplikacija:** insTuner
- Ponekad štimeri mogu imati problema s prepoznavanjem određenih tipki, posebno u višem registru. To se može dogoditi zbog rezonancije oko tipke, što uzrokuje da štimer krivo očita notu. Da biste to popravili, lagano pritisnite tipku ulijevo ili udesno dok štimajte, sve dok ne postignete točan ton.



PRAKSA JEDNOSTAVNE MELODIJE

1

2

3

Dio 1

1

2

Dio 2

Two guitar chord diagrams for 'Dio 2'. The first diagram shows a sequence of chords across frets 9, 10, 11, 12, and 13. The second diagram shows a sequence across frets 13, 14, 15, and 16. Both diagrams use a six-string guitar layout with a vertical bar line at the 5th fret. Chords are indicated by black dots for fretted notes and white circles for open strings. The fret numbers are labeled on the right side of each diagram.

"You Are My Sunshine"

Three guitar chord diagrams for 'You Are My Sunshine'. Diagram 1 is for frets 1-4, Diagram 2 for frets 4-7, and Diagram 3 for frets 7-9. Each diagram shows a sequence of chords across frets with a vertical bar line at the 5th fret. Chords are indicated by black dots for fretted notes and white circles for open strings. The fret numbers are labeled on the right side of each diagram.

IZVOĐENJE: NAPREDNA MELODIJA I PJEVAČKI PRATNJI

《 you are my sunshine 》

C C
 you are my sunshine my only sunshine,
 F C
 you make me happy when skies are gray.
 F C
 you'll never know dear how much i love you.
 C G C
 please don't take my sunshine away.

C=1353 F=4616 G=5727

Dio 1

4/4

1

2

Dio 2

Diagram 3 (3/4):

- Fret 7: D (6), B (5), G (4)
- Fret 8: E (6), C (5), A (4)
- Fret 9: F (6), D (5), C (4)
- Fret 10: E (6), G (5), B (4)

Diagram 4 (4/4):

- Fret 10: D (6), B (5), G (4)
- Fret 11: E (6), C (5), A (4)
- Fret 12: F (6), D (5), C (4)

"You Are My Sunshine"

Diagram 1 (4/4):

- Fret 1: D (6), B (5), G (4)
- Fret 2: E (6), C (5), A (4)
- Fret 3: F (6), D (5), C (4)
- Fret 4: E (6), G (5), B (4)

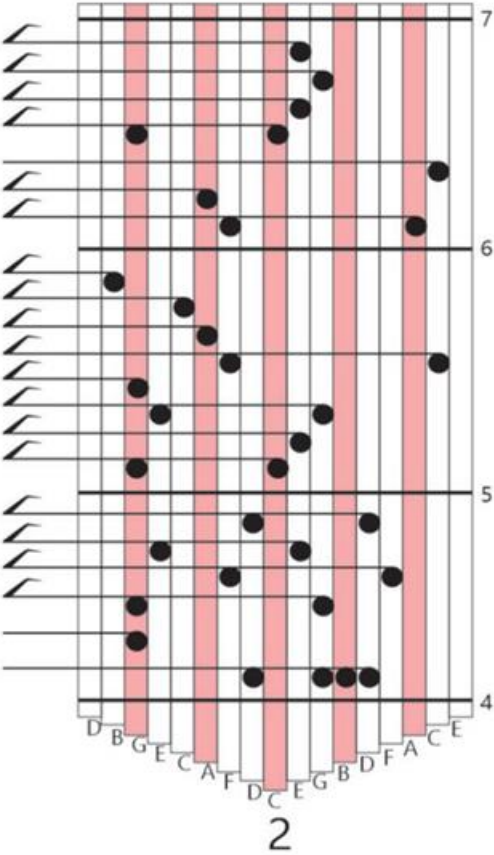
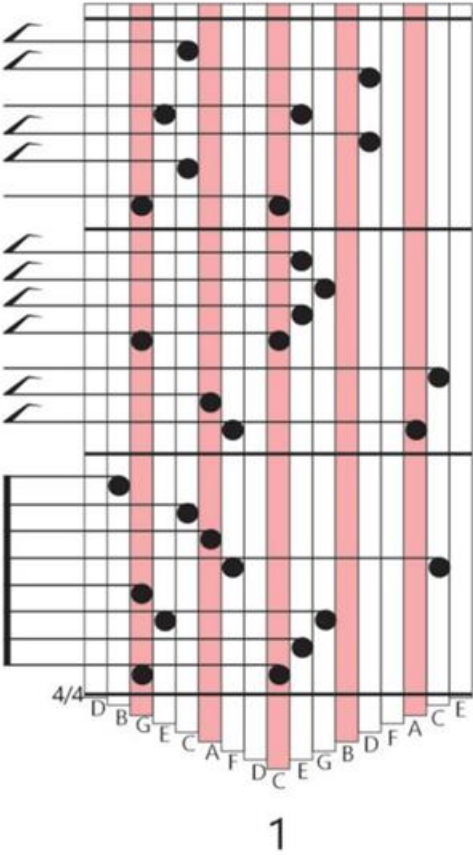
Diagram 2 (4/4):

- Fret 5: E (6), C (5), A (4)
- Fret 6: F (6), D (5), C (4)
- Fret 7: E (6), G (5), B (4)

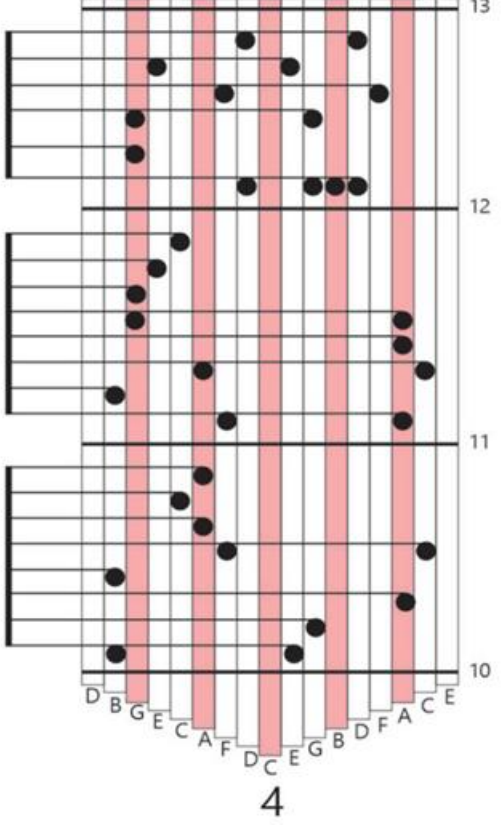
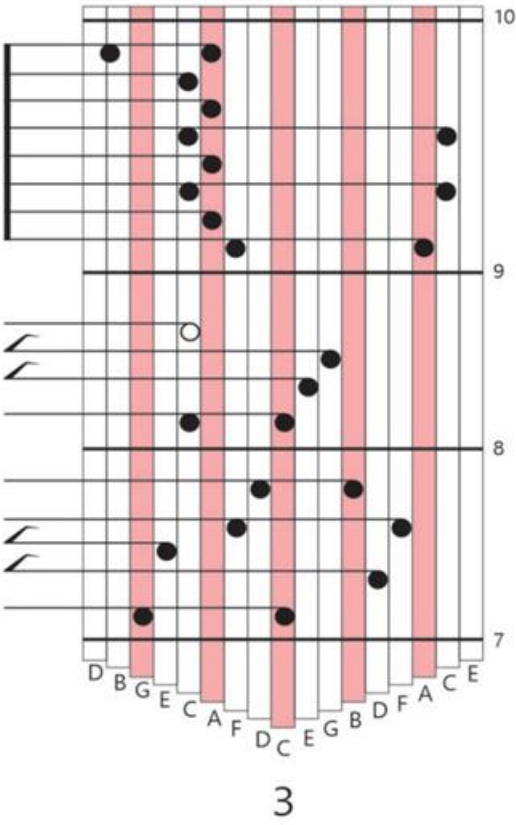
Diagram 3 (4/4):

- Fret 7: D (6), B (5), G (4)
- Fret 8: E (6), C (5), A (4)
- Fret 9: F (6), D (5), C (4)

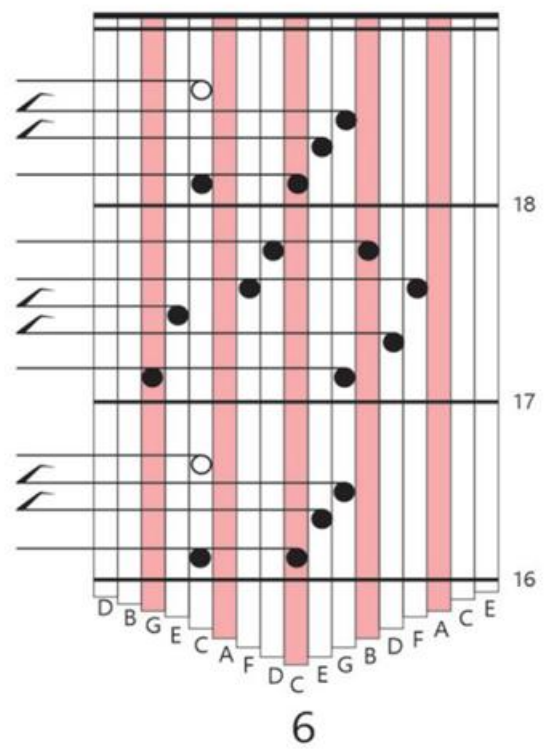
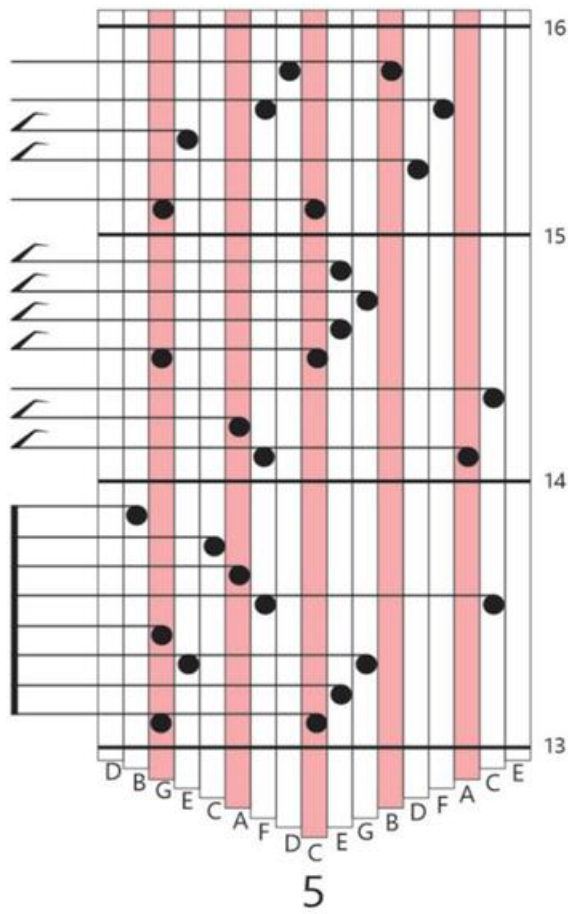
Dio 1



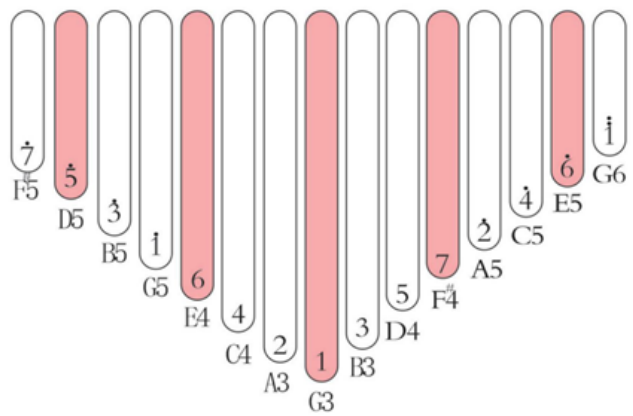
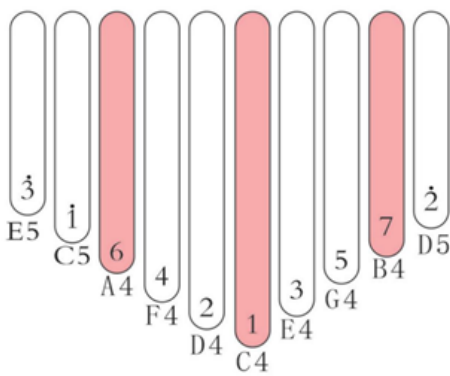
Dio 2



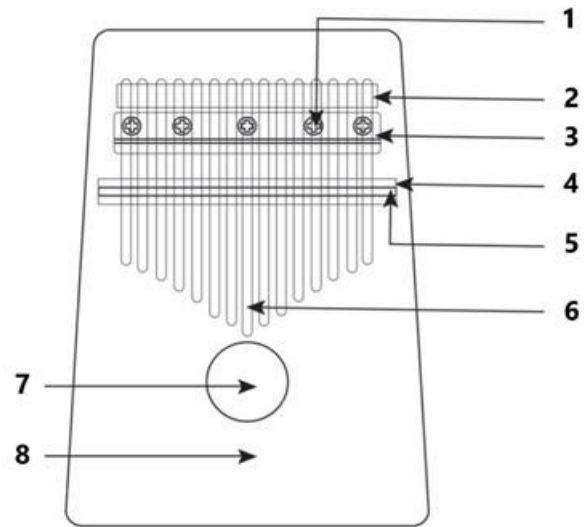
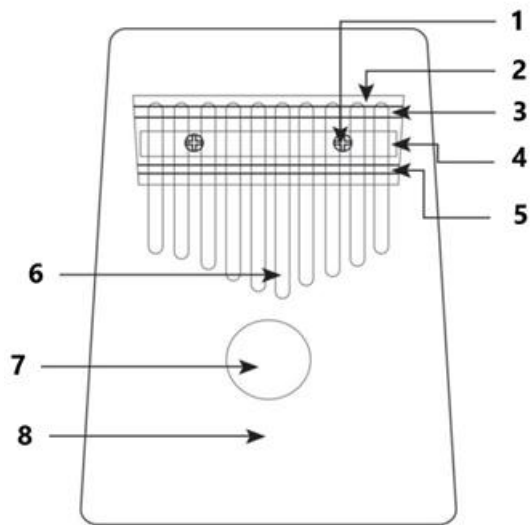
Dio 3



10 I 15-TIPKA KALIMBA SKALE



PREGLED 10 I 15-TIPKA KALIMBE



1. Vijak
2. Gornji most
3. Rezonantna letva
4. Donji most
5. Cilindrična rezonantna matica
6. Tipka
7. Izlaz zvuka
8. Šuplje tijelo