


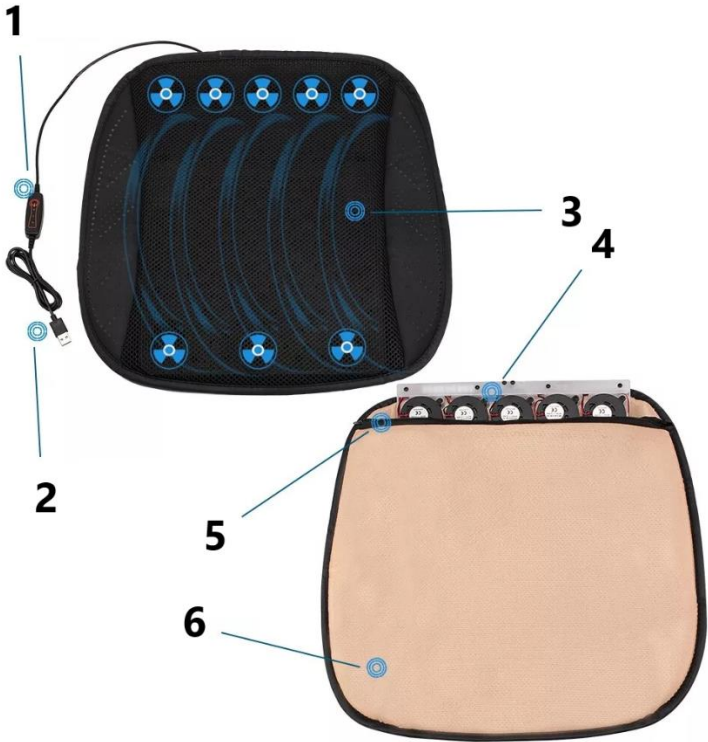
EN: CLIMASEAT – USER MANUAL

PRODUCT PARAMETERS

- **Material / Cover:** Polyester
- **Main Body Weight:** Approx. 700g
- **Power Supply:** USB 5V/2A
- **Dimensions:** 48 cm × 46 cm × 1.5 cm
- **USB Cord Length:** 120 cm



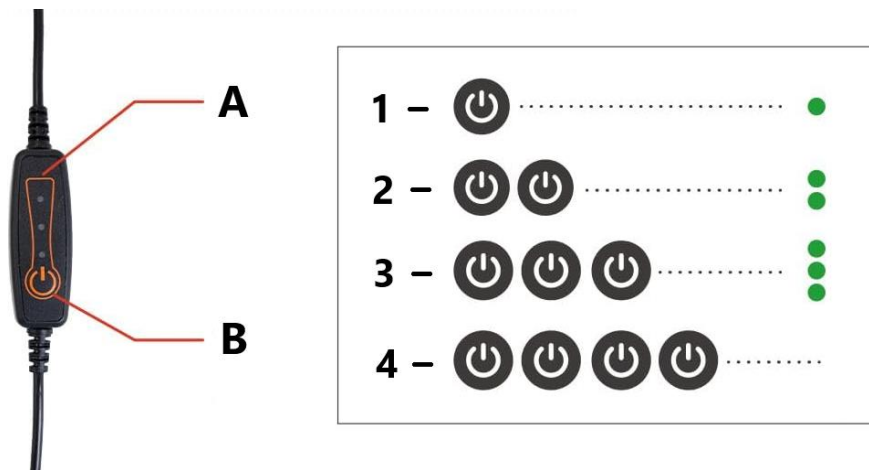
PARTS OVERVIEW



1. ON/OFF Switch
2. USB Cable
3. Breathable Mesh
4. Interior Fan Board (4 fans)
5. Two-way Zippers
6. Non-Slip Bottom

PRODUCT USE

Place the cushion on top of your car seat and plug the USB cable into the 12V cigarette lighter socket converter. The CLIMASEAT cushion uses an internal fan board that blows cool air and redistributes it through the cushion to ensure maximum cooling coverage. Once plugged in, locate the power switch on the cable. The air volume of the cooling fan can be adjusted by pressing the power switch multiple times, according to your needs. There are three power levels that regulate airflow: LOW (30%), MEDIUM (60%), and HIGH (100%).



A – Indicator Lights

B – Power Switch

1. Press the power switch once to power on and activate the LOW airflow mode (30%).
2. Press the power switch twice to activate the MEDIUM airflow mode (60%).
3. Press the power switch three times to activate the HIGH airflow mode (100%).
4. Press the power switch four times to switch the device OFF.

INSTRUCTIONS FOR RECYCLING AND DISPOSAL:



This label means that the product cannot be disposed of as other household waste throughout the EU. To prevent potential damage to the environment or human health from uncontrolled waste disposal. Recycle responsibly to promote the sustainable use of material resources. If you want to return a used device, use the drop-off and collection system, or contact the retailer from whom you bought the product. The retailer can accept the product for environmentally safe recycling.



A declaration by the manufacturer that the product complies with the requirements of the applicable EU Directives.