

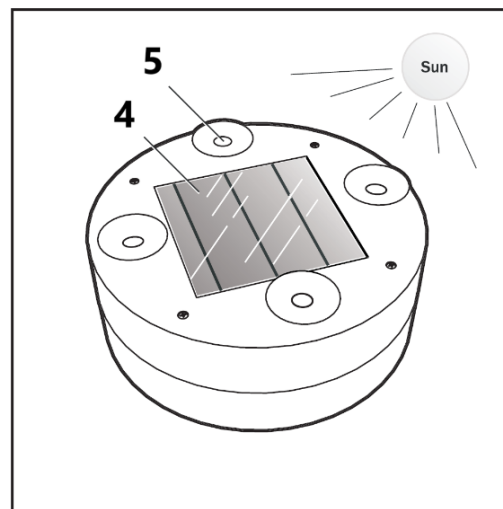
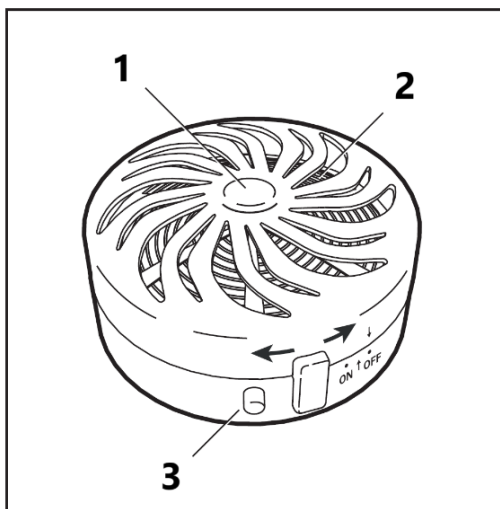
EN: BUZZORA – USER MANUAL

Solar-Powered Bug Zapper

PRODUCT SPECIFICATIONS


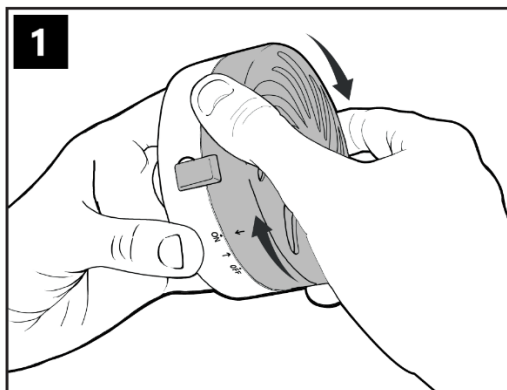
- **Battery Type:** AAA Ni-MH
- **Input/Output:** 1.2V / 600mAh
- **Solar Panel:** 5 x 5 cm Amorphous
- **Operating Time:** Up to 8 hours

PRODUCT OVERVIEW



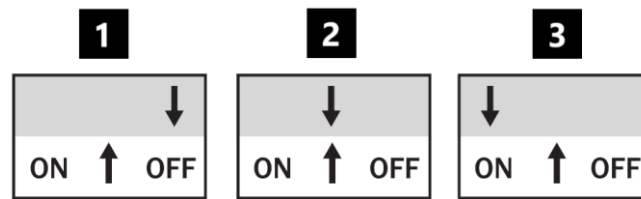
1. UV LED Light
2. Electrical Coils
3. Power Button
4. Solar Panel
5. Suction Cups

BASIC INSTRUCTIONS



1. Set the unit to the "ON" position by pressing and holding the red button while twisting the top cover until the button is fully covered by the square section.
2. Attach the unit to an indoor window where it can receive direct sunlight during the day. At night, the blue light will automatically turn on, and the electric grid will become active.

SETTINGS



1. **"OFF" Position** – The device is completely turned off.
2. **"Open" Position** – The device is inactive but can be accessed for maintenance.
3. **"ON" Position** – The device is operational, with the UV light and electric grid active.

MAINTENANCE

To ensure optimal performance, regularly remove insects from the device:

1. Twist the front cover until the two arrows align. This will disconnect power from the electric grid.
2. Carefully remove the front cover to expose the metal grid.
3. Use a soft brush to clean the grid and remove all insects. Keeping the grid clear prevents battery overload.

PRODUCT & USER SAFETY INSTRUCTIONS

- Never touch the central electric grid while the device is ON.
- This device is intended for **indoor domestic use only**.
- Do not expose the device to water, rain, or extreme heat.
- Always switch off the device before cleaning.
- While the product can be used outdoors, it is **not waterproof** and must not be left in the rain.
- **Do not use** the device in barns, stables, or similar enclosed areas.
- **Do not operate** near flammable vapors or explosive gases.
- Clean the unit regularly or at least once per week to maintain efficiency.
- This product is **not a toy**—keep it out of reach of children.
- Use the device **only for its intended purpose** to prevent injury or damage.
- Discontinue use and dispose of properly if the device becomes swollen, deformed, leaks, or significantly loses capacity.
- Do not disassemble, crush, puncture, short-circuit, submerge, or expose the device to extreme temperatures.
- Improper use may lead to battery failure, overheating, fire, or personal injury.
- Do not cover the device with clothing, bedding, or any other material while in use, as this may cause overheating.

INSTRUCTIONS FOR RECYCLING AND DISPOSAL:



This label means that the product cannot be disposed of as other household waste throughout the EU. To prevent potential damage to the environment or human health from uncontrolled waste disposal. Recycle responsibly to promote the sustainable use of material resources. If you want to return a used device, use the drop-off and collection system, or contact the retailer from whom you bought the product. The retailer can accept the product for environmentally safe recycling.



A declaration by the manufacturer that the product complies with the requirements of the applicable EU Directives.